

**THE SARAN EDUCATIONAL TRUST
(SET)
ACCOUNTS FOR THE YEAR ENDED
June 30, 2018**

FEROZ AZIZ & COMPANY

Chartered Accountants

211, Business Arcade,
Block 6, P.E.C.H.S,
Shahrah-e-Faisal,
Karachi.

Telephone : (92-21) 34382086-87
Fax : (92-21) 34382085
E-mail : fazco@cyber.net.pk

AUDITORS' REPORT

We have examined the annexed balance sheet of **The Set School** as at June 30, 2018 and related income & expenditure account for the year ended June 30, 2018 together with the notes forming part thereof.

It is the responsibility of the managing committee of the school to establish and maintain a system of internal control, and prepare and present the above said statement in conformity with the approved accounting standards. Our responsibility is to express an opinion on these statements based on our audit.

We conducted our audit in accordance with the auditing standards as applicable in Pakistan. These standards require that we plan and perform the audit to obtain reasonable assurance about whether the above said statements are free of any misstatement. An audit includes examining, on a test basis, evidence supporting the amounts and disclosures in the above said statements. An audit also includes assessing the accounting policies and significant estimates made by management, as well as, evaluating the overall presentation of the above said statements.

In our opinion and to the best of our information and according to the explanations given to us, the balance sheet, income & expenditure account and receipt & payment account together with the notes forming part thereof conform to approved accounting standards as applicable in Pakistan.

December 31, 2018
Karachi


CHARTERED ACCOUNTANTS



THE SARAN EDUCATIONAL TRUST (SET)
BALANCE SHEET
AS ON JUNE 30, 2018

	Note	2018 Rupees	2017 Rupees
ASSETS			
Non-current assets			
Fixed assets	3	28,717,575	29,805,722
Intangible assets	4	39,342	56,203
CWIP		4,110,676	1,863,950
		32,867,593	31,725,875
Current assets			
Fee receivables		921,730	920,360
Loan to employees		23,500	26,000
Advance tax		151,226	91,364
Short term investment	5	10,537,070	-
Other receivables	6	41,440	36,452
Cash & bank balances	7	896,064	7,541,565
		12,571,030	8,615,741
Total assets		45,438,623	40,341,616
GENERAL FUNDS AND LIABILITIES			
General fund			
Opening balance		16,404,768	15,778,862
Surplus / (Deficit) for the year		(974,169)	625,906
		15,430,599	16,404,768
Endowment fund	8	10,252,873	7,000,000
Current liabilities			
Salary & security deposit payable		3,396,383	3,078,914
Fees		1,170,850	941,530
Accounts payable & other liabilities	9	15,187,918	12,916,404
		19,755,151	16,936,848
Total general fund and liabilities		45,438,623	40,341,616

The annexed notes form an integral part of these accounts.



Managing Trustee



Secretary



Treasurer


**THE SARAN EDUCATIONAL TRUST (SET)
INCOME & EXPENDITURE ACCOUNT
FOR THE YEAR ENDED JUNE 30, 2018**

		2018 Rupees	2017 Rupees
Revenue			
Fees		17,891,702	18,810,938
Donations under revenue	10	18,725,599	12,738,739
Others	11	1,210,498	59,790
		37,827,799	31,609,467
Expenditures			
Salaries		24,010,496	19,643,205
Leave encashment		322,897	258,428
Rent, rate & taxes		1,980,000	1,844,444
Utilities		1,246,851	795,544
Printing & publications		177,886	77,000
Advertising		20,650	107,800
Stationery		589,837	527,137
Repair & maintenance - school		2,715,077	579,385
Software		123,000	120,000
EOBI		658,296	649,329
SESSI		172,800	172,800
Training & development		231,740	152,500
Legal & professional charges		12,500	13,500
Property tax		-	29,060
Conveyance		93,500	194,529
Entertainment		43,130	350,542
Transportation		244,150	259,400
Bank charges		7,483	4,820
Depreciation & amortization		2,908,199	3,036,244
Fees written off		400,800	31,600
Security service charges		1,803,957	1,676,701
Others		1,038,720	459,593
Total expenditure for the year		38,801,969	30,983,561
Net surplus / (deficit) transferred to general fund		(974,169)	625,906

The annexed notes form an integral part of these accounts.



Managing Trustee



Secretary



Treasurer

**THE SARAN EDUCATIONAL TRUST (SET)
NOTES TO THE ACCOUNTS
FOR THE YEAR ENDED JUNE 30, 2018**

1. AIMS & OBJECTIVE

The SET School is administered under the management of the Saran Education Trust. The main objective of the Trust is to establish education institutions in Pakistan on Charitable basis and to take other steps to promote the cause of Education, Social Welfare, Sports and Culture for the benefit of General Public and to raise funds from all available sources and to take other measure necessary to fulfill the objects of the Trust. The SET School was formed towards achieving the above objective. The School operates three campus at C-70, Block 10, Federal B Area, Karachi & D-08, Block 5, Federal B Area, Karachi & Sector 17-A/4, KDA Scheme 33 Gwalior Society, Karachi.

2. SUMMARY OF SIGNIFICANT ACCOUNTING POLICIÈS

The Principal accounting policies which have been adopted in the preparation of these accounts are as follows.

2.1 Accounting convention

These accounts have been prepared on historical cost convention except certain donations received in kind, if any, are stated at fair market value determined by the management.

2.2 Fixed Assets

These are stated at cost less accumulated depreciation and accumulated impairment losses, if any. Depreciation is charged to income and expenditure account applying the reducing balance method whereby the cost of an asset is written-off over its estimated useful life at the rates stated in relevant note to the financial statements. Full year's depreciation is charged in the year of addition whereas no depreciation is charged in the year of disposal. Maintenance and normal repairs are charged to profit and loss account as and when incurred; whereas major renewals and improvements are capitalized and the assets so replaced, if any, are retired. Any gains and losses on disposal of assets are taken to the profit and loss account.

2.3 Receipts

These are recognized on cash basis except certain donations, if any, received in kind that are valued and accounted for at fair market value determined by the management.

2.4 Expenditures

These are recorded as and when paid except for salaries that are recorded on accrual basis

2.5 Donations

Donation of fixed assets, if received, are recorded at their fair market value.

3 FIXED ASSETS


Particulars	Cost			Rate %	Depreciation			Written Down Value as on June 30, 2018
	As at July 01, 2017	Addition / (Deletion) During the	As at June 30, 2018		As at July 01, 2017	For the Year	As at June 30, 2018	
Land	4,597,830	-	4,597,830	-	-	-	-	4,597,830
Building	31,492,573	-	31,492,573	10	8,198,333	2,329,424	10,527,757	20,964,816
Furniture & fixture	1,684,118	752,845	2,436,963	10	545,222	189,174	734,396	1,702,567
Montessori equipment	83,197	-	83,197	25	82,890	77	82,967	230
Non Montessori equipment	5,000	-	5,000	25	5,000	-	5,000	-
Baby swing	142,000	-	142,000	10	50,922	9,108	60,030	81,970
Computer	921,217	211,626	1,132,843	35	491,446	224,489	715,935	416,908
Office equipment	512,078	100,000	612,078	20	355,724	51,271	406,995	205,083
Computer lab	90,500	-	90,500	10	75,407	1,509	76,916	13,584
Digital camera & printer	105,090	-	105,090	10	80,864	2,423	83,287	21,803
Generator	102,500	-	102,500	20	60,516	8,397	68,913	33,587
UPS	30,000	738,720	768,720	10	14,057	75,466	89,523	679,197
Total Rupees - 2018	39,766,103	1,803,191	41,569,294		9,960,381	2,891,338	12,851,719	28,717,575
Total Rupees - 2017	38,804,431	961,672	39,766,103		6,948,224	3,012,157	9,960,381	29,805,722

4 INTANGIBLE ASSETS

Particulars	Cost			Rate %	Depreciation			Written Down Value as on June 30, 2018
	As at July 01, 2017	Addition / (Deletion) During the Year	As at June 30, 2018		As at July 01, 2017	For the Year	As at June 30, 2018	
Software	134,500	-	134,500	30	78,297	16,861	95,158	39,342
Total Rupees - 2018	134,500	-	134,500		78,297	16,861	95,158	39,342
Total Rupees - 2017	134,500	-	134,500		54,210	24,087	78,297	56,203


 Managing Trustee


 Secretary



 Treasurer

	Note	2018 Rupees	2017 Rupees
5			
<u>SHORT TERM INVESTMENT</u>			
Telenor term deposits		10,253,000	-
Accrued profit		284,070	-
		<u>10,537,070</u>	<u>-</u>
6			
<u>OTHER RECIVABLES</u>			
Advance against expense		31,440	26,452
Advance against R & M		10,000	10,000
		<u>41,440</u>	<u>36,452</u>
7			
<u>CASH & BANK BALANCES</u>			
Cash in hand		-	(32,203)
Cash at banks			
- In current accounts		896,064	7,573,768
- In PLS deposit accounts		-	-
		896,064	7,573,768
		<u>896,064</u>	<u>7,541,565</u>
8			
<u>ENDOWMENT FUNDS</u>			
Opening balance		7,000,000	-
Fund received from donors	8.1	3,252,873	7,000,000
Closing balance		10,252,873	7,000,000
8.1	Saran Educational Trust passed the board of resolution on dated 15-06-2017 for establishing Endowment Fund		
9			
<u>ACCOUNTS PAYABLE & OTHER LAIBILITIES</u>			
Account payable		14,505,126	12,892,388
Other payable		598,882	-
Accrued utility expense		61,654	-
WHT payable		22,256	24,016
		<u>15,187,918</u>	<u>12,916,404</u>
10			
<u>DONATION</u>			
Donation for construction		951,050	942,330
Donation financial assistance		17,315,689	11,726,409
Other donation		458,860	70,000
		<u>18,725,599</u>	<u>12,738,739</u>
11			
<u>OTHER INCOME</u>			
Other income		327,797	59,790
Endowment fund income		882,701	-
		<u>1,210,498</u>	<u>59,790</u>
12			
<u>GENERAL</u>			

Figures have been rounded off to nearest rupee



Managing Trustee



Secretary



Treasurer